

Production discontinuation of the High Performance model QCPU, Basic model QCPU, and QCPU-A (A mode)

■Date of Issue

December 2016 (Ver. B: March 2019)

■Relevant Models


Q02CPU, Q02HCPU, Q06HCPU, Q12HCPU, Q25HCPU, Q00JCPU, Q00CPU, Q01CPU, Q02CPU-A, Q02HCPU-A, Q06HCPU-A, QA1S33B, QA1S35B, QA1S38B, QA1S33B-E, QA1S35B-E, QA1S38B-E

Thank you for your continued support of Mitsubishi Electric programmable controllers, MELSEC-Q series.
Production of the following MELSEC-Q series models will be discontinued.

1 List of models to be discontinued

Product	Model
High Performance model QCPU	Q02CPU, Q02HCPU, Q06HCPU, Q12HCPU, Q25HCPU
Basic model QCPU	Q00JCPU, Q00CPU, Q01CPU
QCPU-A (A mode)	Q02CPU-A, Q02HCPU-A, Q06HCPU-A
QA1S main base unit	QA1S33B, QA1S35B, QA1S38B, QA1S33B-E, QA1S35B-E, QA1S38B-E

Production of Motion controllers that are compatible with SSCNET and SSCNETⅢ and can configure a multiple CPU system with the High Performance model QCPU or Basic model QCPU listed above will also be discontinued at the same time.
For details on production discontinuation of Motion controllers compatible with SSCNET and SSCNETⅢ, refer to the following.

 Production Discontinuation of SSCNET and SSCNET Ⅲ Compatible Q Series Motion Controllers and MELSEC-Q Series Positioning Modules
(Sales and Service No.16-21E)

2 Schedule

Transition to made-to-order: June 30, 2017

Order acceptance: Through August 31, 2018

Production discontinuation: September 30, 2018

3 Reason for discontinuation

Some parts of the above products are now obsolete, and we will have difficulty to maintain our production system.

4 Repair support

Repair support period: Until September 30, 2025 (for seven years after the discontinuation of production)

5 List of alternative models

Please replace the models to be discontinued with alternative models as follows.

Model to be discontinued		Alternative model	
Product	Model	Product	Model
High Performance model QCPU	Q02CPU	High-speed Universal model QCPU	Q03UDVCPU
	Q02HCPU		Q06UDVCPU
	Q06HCPU		Q13UDVCPU
	Q12HCPU		Q26UDVCPU
Basic model QCPU	Q00JCPU	Universal model QCPU	Q00UCPU
	Q00CPU		Q01UCPU
	Q01CPU		
QCPU-A (A mode)	Q02CPU-A	High-speed Universal model QCPU	Q03UDVCPU
	Q02HCPU-A		Q06UDVCPU
	Q06HCPU-A		
QA1S main base unit	QA1S33B, QA1S33B-E	MELSEC-Q series main base unit	Q33B
	QA1S35B, QA1S35B-E		Q35B
	QA1S38B, QA1S38B-E		Q38B

6 Recommended models for replacing the models to be discontinued

To replace the models to be discontinued, refer to the following depending on the model used.

- ☞ Page 3 High Performance model QCPU
- ☞ Page 4 Basic model QCPU
- ☞ Page 5 QCPU-A (A mode)
- ☞ Page 6 QA1S main base unit

The replacement may require some products to be replaced at the same time, require programs to be modified, and restrict some functions. For details, refer to the following.

- ☞ Page 6 Reference documents for replacement

6.1 High Performance model QCPU

Consider using the High-speed Universal model QCPU (QnUDVCPU) listed below as the alternative model when replacing the High Performance model QCPU.

Model of the High Performance model QCPU	Alternative model (QnUDVCPU)	
	Model	Performance specifications
Q02CPU	Q03UDVCPU	<ul style="list-style-type: none"> • Program capacity: 28K steps → 30K steps • Standard RAM capacity: 64K bytes → 192K bytes • Standard ROM capacity: 112K bytes → 1025.5K bytes • Communication interface: RS-232 → USB (Connector type miniB)/Ethernet • Memory card: SRAM/Flash/ATA card → SD memory card/Extended SRAM cassette^{*2}
Q02HCPU	Q03UDVCPU	<ul style="list-style-type: none"> • Program capacity: 28K steps → 30K steps • Standard RAM capacity: 128K bytes → 192K bytes • Standard ROM capacity: 112K bytes → 1025.5K bytes • Communication interface: USB (Connector type B)/RS-232 → USB (Connector type miniB)^{*1}/ Ethernet • Memory card: SRAM/Flash/ATA card → SD memory card/Extended SRAM cassette^{*2}
Q06HCPU	Q06UDVCPU	<ul style="list-style-type: none"> • Program capacity: 60K steps → 60K steps • Standard RAM capacity: 128K bytes → 768K bytes • Standard ROM capacity: 240K bytes → 1025.5K bytes • Communication interface: USB (Connector type B)/RS-232 → USB (Connector type miniB)^{*1}/ Ethernet • Memory card: SRAM/Flash/ATA card → SD memory card/Extended SRAM cassette^{*2}
Q12HCPU	Q13UDVCPU	<ul style="list-style-type: none"> • Program capacity: 124K steps → 130K steps • Standard RAM capacity: 256K bytes → 1024K bytes • Standard ROM capacity: 496K bytes → 2051K bytes • Communication interface: USB (Connector type B)/RS-232 → USB (Connector type miniB)^{*1}/ Ethernet • Memory card: SRAM/Flash/ATA card → SD memory card/Extended SRAM cassette^{*2}
Q25HCPU	Q26UDVCPU	<ul style="list-style-type: none"> • Program capacity: 252K steps → 260K steps • Standard RAM capacity: 256K bytes → 1280K bytes • Standard ROM capacity: 1008K bytes → 4102K bytes • Communication interface: USB (Connector type B)/RS-232 → USB (Connector type miniB)^{*1}/ Ethernet • Memory card: SRAM/Flash/ATA card → SD memory card/Extended SRAM cassette^{*2}

*1 Since the connector type differs, replacement of the cable or a conversion adapter is required. For cables and conversion adapters, refer to the following.

☞ List of cables and converters for connection with peripheral devices (recommended product) (FA-A-0036)

*2 If the High Performance model QCPU is used and the file register file is stored in an SRAM/Flash card, an extended SRAM cassette is required when the CPU module is replaced with the QnUDVCPU. (It is not required if the standard RAM has enough capacity for the number of file register points.)

Point


The QnUDVCPU is highly compatible with the High Performance model QCPU. If the RS-232 and a memory card are used, the Universal model QCPU (QnUD(H)CPU) which can be used with them is also available.

6.2 Basic model QCPU

Consider using the Universal model QCPU listed below as the alternative model when replacing the Basic model QCPU.

Model of the Basic model QCPU	Alternative model (Universal model QCPU)	
	Model	Performance specifications
Q00JCPU	Q00UJCPU	<ul style="list-style-type: none"> • Program capacity: 8K steps → 10K steps • Standard RAM capacity: None • Standard ROM capacity: 58K bytes → 256K bytes • Communication interface: RS-232 → USB (Connector type miniB)^{*1}/RS-232 • Memory card: None
Q00CPU	Q00UCPU	<ul style="list-style-type: none"> • Program capacity: 8K steps → 10K steps • Standard RAM capacity: 128K bytes → 128K bytes • Standard ROM capacity: 94K bytes → 512K bytes • Communication interface: RS-232 → USB (Connector type miniB)^{*1}/RS-232 • Memory card: None
Q01CPU	Q01UCPU	<ul style="list-style-type: none"> • Program capacity: 14K steps → 15K steps • Standard RAM capacity: 128K bytes → 128K bytes • Standard ROM capacity: 94K bytes → 512K bytes • Communication interface: RS-232 → USB (Connector type miniB)^{*1}/RS-232 • Memory card: None

*1 For cables, refer to the following.


 List of cables and converters for connection with peripheral devices (recommended product) (FA-A-0036)

6.3 QCPU-A (A mode)

Consider using the High-speed Universal model QCPU (QnUDVCP) listed below as the alternative model when replacing the QCPU-A (A mode).

QCPU-A (A mode)	Alternative model (QnUDVCP)	
	Model	Performance specifications
Q02CPU-A	Q03UDVCP	<ul style="list-style-type: none"> • Program capacity: 28K steps → 30K steps • File register: 8K points → 96K points (When using an extended SRAM cassette: Up to 4192K points) • Communication interface: RS-232 → USB (Connector type miniB)^{*1}/Ethernet • Memory card: SRAM card → SD memory card/Extended SRAM cassette^{*2}
Q02HCPU-A	Q03UDVCP	<ul style="list-style-type: none"> • Program capacity: 28K steps → 30K steps • File register: 8K points → 96K points (When using an extended SRAM cassette: Up to 4192K points) • Communication interface: RS-232 → USB (Connector type miniB)^{*1}/Ethernet • Memory card: SRAM card → SD memory card/Extended SRAM cassette^{*2}
Q06HCPU-A	Q06UDVCP	<ul style="list-style-type: none"> • Program capacity: 30K×2 steps → 60K steps • File register: 8K points → 384K points (When using an extended SRAM cassette: Up to 4480K points) • Communication interface: RS-232 → USB (Connector type miniB)^{*1}/Ethernet • Memory card: SRAM card → SD memory card/Extended SRAM cassette^{*2}





*1 For cables, refer to the following.

 List of cables and converters for connection with peripheral devices (recommended product) (FA-A-0036)

*2 If the QCPU-A (A mode) is used and the extended file register is stored in an SRAM card, an extended SRAM cassette is required when the CPU module is replaced with the QnUDVCP. (It is not required if the standard RAM has enough capacity for the number of extended file register points.)

Required steps to replace the QCPU-A (A Mode)

The following steps are also required when replacing the QCPU-A (A Mode).

No.	Item	Remarks
1	Replace the QA1S main base unit with the MELSEC-Q series main base unit. ( Page 6 QA1S main base unit)	—
2	Replace the power supply module, I/O module, and special function module with the MELSEC-Q series modules.	By using the QA1S5□B, QA1S6□B, QA1S6ADP-S1, QA6□B, or QA6ADP, the power supply module, I/O module, and special function module of the MELSEC-AnS series or MELSEC-A series can be used continuously even after the replacement using the QnUDVCP. However, there are some restrictions such as accessible device range or modules that cannot be used. For details, refer to the following.  QCPU User's Manual (Hardware Design, Maintenance and Inspection)
3	Since the Q02CPU-A, Q02HCPU-A, and Q06HCPU-A are not compatible with the A/QnA → Q conversion support tool, change the PLC type of project data as follows in the beginning of program conversion. <ul style="list-style-type: none"> • Q02CPU-A, Q02HCPU-A → A2USHCPU-S1 • Q06HCPU-A → A3UCPU 	After the PLC type is changed, the required steps are the same as the steps required when replacing the A2USHCPU-S1 with the Q03UDVCP and replacing the A3UCPU with the Q06UDVCP. For details, refer to the following.  Transition from MELSEC-AnS/QnAS (Small Type) Series to Q Series Handbook (Fundamentals)  Transition from MELSEC-A/QnA (Large Type) Series to Q Series Handbook (Fundamentals)

6.4 QA1S main base unit


When replacing the QCPU-A (A mode), the replacement of the QA1S main base unit is also required.

Consider using the MELSEC-Q series main base unit listed below as the alternative model when replacing the QA1S main base unit.

Model of the QA1S main base unit	Model of the alternative model (MELSEC-Q series main base unit)
QA1S33B, QA1S33B-E	Q33B
QA1S35B, QA1S35B-E	Q35B
QA1S38B, QA1S38B-E	Q38B

Point

Since the external dimensions of the main base unit and the size of mounting holes differ before and after replacement, redesigning the control panel and resizing the mounting holes are required. For external dimensions of the alternative models, refer to the following.

 QCPU User's Manual (Hardware Design, Maintenance and Inspection)

Alternatively, the AnS-size Q series large type base unit or upgrade tool (base adapter) can be used to use the existing mounting holes. For details, refer to the following. (Replace "A1S3□B" with "QA1S3□B" when referring the following.)

 Transition from MELSEC-AnS/QnAS (Small Type) Series to Q Series Handbook (Fundamentals)

7 Reference documents for replacement

Refer to the following for replacement.

- High Performance model QCPU

Document name	Document number
Method of replacing High Performance model QCPU with Universal model QCPU (Introduction)	FA-A-0209
Method of replacing High Performance model QCPU with Universal model QCPU	FA-A-0001
QCPU User's Manual (Hardware Design, Maintenance and Inspection)	SH-080483ENG

- Basic model QCPU

Document name	Document number
Method of replacing Basic model QCPU with Universal model QCPU	FA-A-0054
QCPU User's Manual (Hardware Design, Maintenance and Inspection)	SH-080483ENG

- QCPU-A (A mode)

Document name	Document number
QCPU-A (A Mode) User's Manual	SH-080065
Transition from MELSEC-AnS/QnAS (Small Type) Series to Q Series Handbook (Fundamentals)	L08219ENG
Transition from MELSEC-A/QnA (Large Type) Series to Q Series Handbook (Fundamentals)	L08043ENG
QCPU User's Manual (Hardware Design, Maintenance and Inspection)	SH-080483ENG

REVISIONS

Version	Date of issue	Revision
-	December 2016	First edition
A	January 2017	Addition of the QA1S33B-E, QA1S35B-E, and QA1S38B-E
B	March 2019	Available for e-Manual Viewer