

Get everyone involved in a carbon neutrality mindset.



Carbon neutrality
environment management version

Looking for answers to questions like these?



Are we really moving toward carbon neutrality?

How can we get everyone involved?



Isn't there an easier way to tally the data?

EcoAdviser

- ✓ Enables visualization of CO₂ emissions
- ✓ Creates graphs for offices and buildings
- ✓ Helps you easily prepare reports

What energy managers used to do

Is it good to put posters up and ask people for cooperation?



Energy manager


I wish everyone would be more cooperative.



Turn off unused lighting!

Do you think it makes any difference to turn off unused lighting?

Who knows?



Where should I get started on saving on energy bills?



How can I get everyone more involved?



Your reports are hard to understand. Can you make them a bit easier to understand?



CEO

EcoAdviser can bring about changes.

Now, everyone can see the energy saving data for their groups, and they're updated automatically.



Hey, our group's energy bills have gone down.

But the group next to us is doing better.

Let's try to beat them next time.

Raise employee motivation.

EcoAdviser helps you easily calculate CO₂ emissions for different buildings, assembly lines, and product types.



I wonder why CO₂ emissions are going up at certain times in a day in this equipment.

Graphs will help me find areas with equipment for improvement.



Office

Your reports are easy to understand with actual numbers.

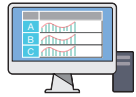
I got a budget for eliminating energy waste. Let's keep moving.

I see everyone is getting into the spirit of saving on energy bills.



EcoAdviser usage examples

✓ For large-scale facilities



See the CO₂ emissions for different factories and other buildings.



EcoAdviser allows for various types of data analysis and comparison, such as the same day in different months and certain time periods. It also allows you to see CO₂ emissions for individual energy-management personnel and for different areas.

✓ For office buildings

See the energy usage for different workplaces and equipment.



Use the easy-to-see energy usage data for different workplaces and equipment to encourage worker involvement in cutting energy use.

EcoAdviser usage example and related devices

✓ Report preparation for the management

EcoAdviser features data-summary and graph-creation functions to facilitate report preparation—much faster than using spreadsheets.

▶ Spreadsheets



▶ EcoAdviser



✓ Related devices

EcoWebServerIII Energy-saving Data Collecting Server



EcoWebServerIII

Easy, handy, and compare data-collection server that supports your energy-reduction efforts.

EcoWebServerIII lets you see the data on the Web.

EcoMonitor series

EcoMonitor Plus
EcoMonitor Light

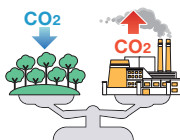


Add this unit-type measurement device that fits into the control board to an existing system, and use it in combination with the split-type current sensors to measure the energy usage.

✔ Efforts toward carbon neutrality

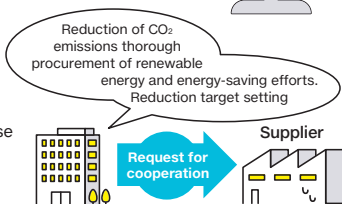
What is carbon neutrality?

Carbon neutrality is a state in which emissions of CO₂, or a global warming gas, are offset to zero by absorption and removal.



Social situation

- Global growth in the number of companies moving toward decarbonization
- More companies moving toward carbon-neutral operations to increase their corporate values
- Increasing demand for suppliers to provide greener products and set goals to reduce CO₂ emissions



The need for moving toward being a carbon-neutral organization

See the video presentation on EcoAdviser for more information.

**MITSUBISHI ELECTRIC
FA YouTube**



Find out more about the new functions, and download manuals.

**MITSUBISHI ELECTRIC
FA Global Website**



**Energy-use analysis and
diagnostic application
(MES3-EAP1-AI) Trial version**



Microsoft and Excel are either registered trademarks or trademarks of Microsoft Corporation in the United States and/or other countries.