


## Identification methods for applicable ET-N Electric Motor Protection Relay

### ( 1 )Applicable products

Model name	Rated current	Operating voltage	Manufacturing period	Serial number
ET-N60	1A	AC200V/AC100V	December 2015 to November 2022	15.Z◇~ 22.Y◇
	4A			
	8A			
	20A			
	60A			
ET-N150	150A		March 2016 to November 2022	16.3◇~ 22.Y◇
ET-N360	360A		March 2016 to November 2022	16.3◇~ 22.Y◇

### ( 2 )Identification method

- Identification by serial number



Indication of model name and rated current  
※This is an example of ET-N60 8A

Serial number ○○.□◇

○○ : Last two digits of the year

□ : Month (1,2,3...9,X,Y,Z)



※ X : October, Y : November, Z : December

◇ : Our internal identification symbol(A~Z)

※This example was manufactured September 2022



Figure 1 Identification by serial number

- Identification by the appearance of the products front panel

Non-applicable products	Applicable products (after December 2015)
	

Front panel

- Identifying products where countermeasures have already been taken

Identification on the product	Identification on the packing box (packing label)
 <p>Identification mark: White dot</p>	 <p>Location of version mark</p>
A white circle/dot is displayed on the lower left of the front panel.	The version mark on the packaging label (affixed to the packing box) is changed from "H" to "U"